

International® 9900i, 9900ix

WITH ITS CLASSIC LOOKS, IT INSTANTLY  
**TAKES YOU TO ANOTHER TIME.**  
THE FUTURE.



While not everyone actually dreams of becoming a truck driver, the International® 9900i and 9900ix with extended hood are for those who do. Both are classic premium conventionals that produce profits as well as stares.

A distinctive long-nose design with gleaming chrome all around. Up to 565 hp of muscle under the hood. Pure comfort and control inside the cab and sleeper.

It's a driver's paradise for sure, but owners and maintainers are every bit as delighted. These trucks are built for maximum reliability, uptime and serviceability. And with comprehensive parts availability, 24-hour emergency assistance, outstanding warranty coverage and nearly 1,000 dealer locations nationwide, you can count on unmatched service and support.

With the International 9900i and 9900ix, the future never looked brighter.



THE BRILLIANCE OF COMMON SENSE.™


# INTERNATIONAL® 9900i, 9900ix

1

A multi-layer finish features a high-concentration color coat sealed with a clear urethane outer coat – for incomparably deep, rich color that looks factory new for years.

An innovative flow-through sunshade allows unrestricted airflow.

Dual external stainless steel air cleaners.



2

Riveted cab and sleeper body is less costly to repair and enhances appearance.

An ultra-rigid cab floor offers a smoother, more comfortable ride.

Chrome-plated headlight bezels hold long-life halogen headlights with integrated turn signal lights.

Tuned shock absorbers help ensure a smooth ride even on rough roads.

1

2

## POTENTIAL ADDED VALUE BASED ON 200,000 OWNERSHIP MILES (321,869 KM)

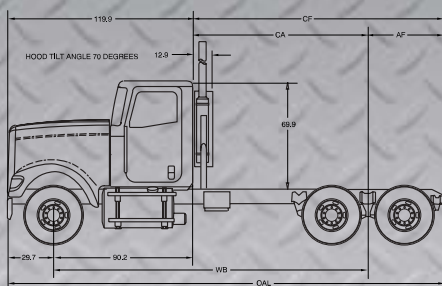
| STANDARD FEATURES  | BENEFIT                    | ADDED VALUE             |
|--|----------------------------|-------------------------|
| Base coat/clear coat paint process                             | Reduced maintenance        | \$700-\$2,000           |
| Riveted cab and sleeper body                                   | Less costly repairs        | \$1,000-\$3,000         |
| Other high-value standard features*                            | No additional cost         | Up to \$5,000 or more   |
| Comprehensive standard warranty (International® Diamond SPEC™) | Less out-of-pocket expense | \$1,000-\$2,000         |
| <b>TOTAL</b>   |                            | <b>\$7,700-\$12,000</b> |

\*International® 9900ix model comes standard with chrome vertical exhaust, two chrome air horns, bright mud flap holders and dual stainless steel air cleaners.



- Dual cab-mounted exhaust\* with aluminized components deliver longer life and better appearance.  
\*Available only with Cummins engine.
- The fully curved windshield provides a commanding view of the road.
- One-piece center-mounted hood with integral splash panels.
- Chrome-plated grille surround.
- A bright-finish aluminum grille with protective bug screen offers durability and a distinctive appearance.
- Side-by-side radiator and CAC system are designed to meet the cooling requirements of all engine systems.
- Full-width Texas-style chrome-plated steel bumper.
- Standard wide-track axles with 35" (89 cm) spring centers improve wheel cut by 10% for better maneuverability, a tight turning radius, and excellent ride and handling.
- Pinpoint steering geometry and parabolic taperleaf front suspension provide superior vehicle control and outstanding ride and handling.
- Standard International® air-ride cab suspension (on sleeper models) isolates cab and sleeper from road vibrations.
- Large door windows and passenger-side look-down mirror provide an encompassing view of surroundings.
- West Coast mirrors are supported by breakaway C-Loop door-mount brackets. Aero mirrors and brackets also available.
- All air lines are color-coded for easier troubleshooting. Quality Connect fittings provide greater resistance to air leaks.
- Heat-treated alloy steel (110,000 psi yield [758,450 kPa]) frame rails accommodate wheelbases up to 252" (640 cm) without reinforcement.
- The International® Ride-Optimized Suspension (IROS) system delivers better stability and handling, less road noise and a smoother ride.
- Our unique assembly process ensures unmatched chassis straightness – helping to create an outstanding ride, less tire wear and longer drivetrain life.

## International® Popular Feature Options



9900i SFA 6x4

### Engines

Cummins ISX: 435-565 hp Ratings (ISX 435\*)  
 Caterpillar C-13: 410-430 hp Ratings (9900i only)  
 Caterpillar C-15: 435-550 hp Ratings

### Transmissions

Fuller 10\*, 13, 15, 18-Speed Manual  
 ZF Meritor FreedomLine 12-Speed Fully Automated Manual  
 Eaton Fuller AutoShift 10, 18-Speed Fully Automated

### Axle, Front, I-Beam Type

Meritor Wide-Track 12,000\* 14,000-lb Capacity  
 Meritor Standard Track 12,000-lb Capacity  
 Meritor Standard Track 12,000, 13,200-lb Capacity, Integrated Hub

### Axle, Rear, Tandem

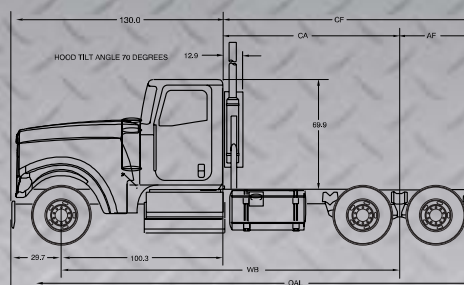
Meritor Single-Reduction 40,000-lb Capacity\* – Available with Lube Pump, Aluminum Carriers and Driver-Controlled Differential Locks  
 Meritor Single-Reduction 46,000-lb Capacity – Available with Driver-Controlled Main Locking Differential

### Suspension, Rear, Air, Tandem

International® Ride-Optimized Suspension (IROS) 40,000-lb Capacity, 52", 55", 60" Axle Spacing  
 Hendrickson 40,000- or 46,000-lb Capacity, 55" Axle Spacing  
 Hendrickson 46,000-lb Capacity, 60" Axle Spacing  
 International® 4-Spring Type, Multileaf, 34,000\*, 36,000, 40,000-lb Capacity, 52" Axle Spacing

### ABS

Bendix 4-Channel Antilock Brake System\*  
 Meritor WABCO 4-Channel



9900ix SFA 6x4

### Fuel Tanks

Single 100: 24", 26" Polished and Non-Polished  
 Single 115: 26" Polished  
 Single 120: 24" Non-Polished  
 Dual 100: 24", 26"\* Polished and Non-Polished Aluminum\*  
 Dual 115: 26" Polished and Non-Polished Aluminum  
 Dual 120: 24" Non-Polished  
 Dual 150: 26" Polished and Non-Polished Aluminum

### Tires

Goodyear\*, Michelin

### Fifth Wheel

Fontaine® Stationary or Air Slide 12", 24", 36" Sliders (Cast or Stamped)

### Wheels – Front & Rear

Disc: 22.5"\* 24.5" Painted\*, Polished and Non-Polished Aluminum  
 Dual Disc: 22.5"\* 24.5" Painted, Polished and Non-Polished Aluminum

### Sleepers

Lo-Roof Sleeper: 51" Seat to Inside Back of Cab, with 37" Wide Bunk  
 Hi-Rise Sleeper: 51" Seat to Inside Back of Cab with 37" Wide Bunk  
 Hi-Rise Sleeper: 72" Seat to Inside Back of Cab, with 37" Wide Bunk  
 Sky-Rise® Sleeper: 72" Seat to Inside Back of Cab, with 37" Wide Bunk

### Popular Enhancement Options

Chrome Package: Dual Cab-Mounted Exhaust, Dual Polished Stainless Steel Air Cleaners, Polished Stainless Steel Cab Skirts, Stainless Steel Sun Shade  
 Remote Keyless Entry System, Leather Heated Seats  
 Burl Walnut and Leather Steering Wheel, Premium and Eagle® Interior Telephone Accommodation Package

\*Standard Equipment

For more information on the International® 9900i or 9900ix, see your International® dealer or visit our web site at [www.InternationalDelivers.com](http://www.InternationalDelivers.com).



THE BRILLIANCE OF COMMON SENSE.™

Specifications, descriptions and illustrative material in this literature are as accurate as known at time of publication, but are subject to change without notice. Illustrations may include optional equipment and accessories, and may not include all standard equipment. THE BRILLIANCE OF COMMON SENSE, and Diamond SPEC are trademarks of International Truck and Engine Corporation. International, Eagle, Sky-Rise and the International Diamond logo are registered trademarks of International Truck and Engine Corporation.